

My name is Kane Glass. [REDACTED]

I understand that the Youth Justice Amendment Bill proposes a number of measures that it is hoped will support community safety, reduce youth offending and reduce crime victimisation. Having read the Youth Justice Strategy Plan, which I endorse, I would like to reflect on some data available on the QLD Police site, specifically the Police Record of Offences Jan 2000 to February 2021.

So to begin. My plea is that the Panel :

1. Direct the QLD Police to concentrate their effort on drug offences both in Townsville and throughout the QLD Region. There should be a zero tolerance approach taken toward Class 'A' drugs as part of an effort to stamp out the use of these substances.
2. Has due regard for the gains made by the Police in reducing the number and severity of offences both here in Townsville and in Queensland overall.
3. Continues to monitor progress in both crime and harm reduction through the use of statistics, leading to fact based decision making.
4. Resists the temptation to respond to dog whistle politics and to a media mindset that seems inclined to generating clicks rather than generating informed journalism.

Turning to my evidence:

(NOTE: The figures are all per 100,000 population, so a figure of 29 represents 29 individuals in a population of 100,000 people.)

"A" is a summary table of offences from the Police dataset. The table is in two parts.

The first part starts on page 1. This table refers to all QLD District offences.

The second part starts on page 2 part way down. This table refers to offences committed within the Townsville Police District.

The table columns contain, for each type of offence

- the mean number of offences committed during each fortnight
- the mean or average offence rate per fortnight
- the standard deviation from the mean
- the minimum and maximum number of those offences that occurred during the observation period.

This is a fine detail dataset which repays close scrutiny.

"B" contains a series of snapshots of offences that typify Table "A". There are two sets of tables, one being all QLD and the other the Townsville Police Region.

Each page contains three bar graph groups.

The left hand group is the Regional Mean or average, while the centre and right hand group are snapshots of mean offences committed in the second half of December of the year shown.

Note that I've included a 2018 & 2019 pre Covid pair to better inform.

The take out message from these results is that drug related activity has really taken off in QLD and in Townsville especially. There is steep rise in the level of motor vehicle theft recently but if this sort of activity can be kept off the front pages of the local newspaper then the notoriety effect of car theft might reduce the temptation to nick your Audi. Otherwise the Police are doing a pretty good job of containing crime both in the Townsville Region and in QLD as a whole.

"C" is a deeper dive into the differences between Townsville's experience and that of QLD as a whole. The correlations presented are Possession of Drugs versus both Serious Assault and Public Nuisance. QLD correlation as a whole is shown on the left and Townsville Police Region on the right. A correlation line through the scatter plots has a higher slope for Townsville than for QLD overall, which indicates that unfortunately Townsville now has a significantly larger Drugs problem than QLD as a whole.

Note: on each scatter graph, one dot = one fortnight period per Police District.

"D" offers a comparison between the decades of the offences, between adults and juveniles and Drug Offences committed. The take out from these results is that drug use within the adult population is rising rapidly.

In summary, Townsville has a serious drug problem that has grown over recent years. The Police and the community appear to be holding the line on drugs however it's clear from the Police data that drugs are inextricably linked to much of the crime committed in the Region. As a community we must all double down on this issue as it's clear that drugs are now endemic here in QLD.

In conclusion, as I've been mulling over this presentation I found myself wondering just how much the general public appreciate how well the Police are performing. Over the past 20 years our communities have had to cope with multiple hits to the economy. These economic shocks have resulted in considerable social upheaval, as both the number of under employed and those who have lost their jobs has skyrocketed.

More recently, anecdotally there has been an influx of returning residents due to Covid. These numbers haven't fully impacted the regional statistics yet but when they do it won't make for comfortable reading.

Then there's the ever present scourge of Meth and other drugs that criminal organisations are bedevilling the region with.

I thank the Panel for your attention this morning and I'm happy to answer any questions that you may have.

Data source : https://open-crime-data.s3-ap-southeast-2.amazonaws.com/Crime Statistics/division_Reported_Offences_Number.csv

"A"

name: <unnamed>
 log: /Users/kaneglass/Library/Mobile Documents/com-apple-CloudDocs/Ville Crime/offences.smcl
 log type: smcl
 opened on: 15 Mar 2021, 10:06:02

l . by district2, sort : summarize

-> district2 = 0

All Queensland

Variable	Obs	Mean	Std. Dev.	Min	Max
district	0				
monthyear	0				
age	0				
sex	0				
homicidem-r	20,328	.057802	.3296623	0	15
otherhomic-e	20,328	.1010921	.4196234	0	10
attemptedm-r	20,328	.063656	.3357651	0	10
conspiracy-r	20,328	.0017218	.0519884	0	3
manslaught-g	20,328	.0071822	.0906272	0	3
manslaught-s	20,328	.0008363	.0336274	0	2
drivingcau-h	20,328	.0276958	.1762455	0	3
assault	20,328	12.07984	18.62256	0	171
grievousass-t	20,328	.6533845	1.470387	0	45
seriousass-t	20,328	5.462466	8.90331	0	75
seriousass-r	20,328	1.442493	2.591645	0	30
commonassa-t	20,328	4.521497	7.005162	0	67
sexualoffe-s	20,328	2.352912	5.051037	0	81
rapeandatt-e	20,328	.5574577	1.48618	0	21
othersexua-s	20,328	1.795455	3.903441	0	79
robbery	20,328	1.327529	2.963872	0	40
armedrobbery	20,328	.6869343	1.861591	0	34
unarmedrob-y	20,328	.6405943	1.595274	0	31
otheroffen-n	20,328	2.088646	3.951919	0	64
kidnapping-c	20,328	.2206316	.7490657	0	13
extortion	20,328	.0399941	.3107181	0	14
stalking	20,328	.3298406	.959335	0	19
lifeendang-s	20,328	1.49818	2.838098	0	64
offencesag-n	20,328	18.00782	28.07561	0	194
unlawfulen-y	20,328	13.55495	24.23234	0	595
unlawfulen-g	20,328	6.908648	14.28132	0	566
unlawfulen-l	20,328	6.428768	13.76207	0	566
unlawfulen-n	20,328	.4794372	1.190048	0	15
unlawfulen-p	20,328	1.776023	4.322178	0	163
unlawfulen-r	20,328	4.870277	9.243121	0	158
arson	20,328	.319756	1.001686	0	45
otherprope-e	20,328	12.1401	20.84969	0	529
Unlawfulve-e	20,328	5.65304	10.26127	0	125
othertheft-y	20,328	29.04634	40.86287	0	1127
stealingfr-s	20,328	1.22988	2.099657	0	30
shopstealing	20,328	13.68821	18.87159	0	191
vehiclesst-m	20,328	5.346074	13.48662	0	1080
othersteal-g	20,328	8.782172	15.65059	0	259
fraud	20,328	9.447954	19.69169	0	360
fraudbycom-r	20,328	.2027253	2.587872	0	251
fraudbyche-e	20,328	.5684278	2.246361	0	55
fraudbycre-d	20,328	3.555293	9.384895	0	298
identityfr-d	20,328	.180244	.9739962	0	45
otherfraud	20,328	4.941263	11.10924	0	287
handlingst-s	20,328	4.952381	9.312919	0	117
possespro-n	20,328	1.541372	3.317917	0	50
receivings-y	20,328	.7787288	1.799252	0	66
possesetc-y	20,328	2.574429	5.408057	0	70
otherhandl-s	20,328	.0578512	.3178777	0	8
offencesag-y	20,328	75.11452	107.8384	0	1664
drugoffences	20,328	49.53596	91.29267	0	884
traffickin-s	20,328	.3059327	1.105281	0	24
possesdrugs	20,328	22.86177	43.64318	0	457
producedrugs	20,328	1.564689	3.378698	0	33
sellsupply-s	20,328	1.566312	4.217652	0	185
otherdrugo-s	20,328	23.23726	42.04578	0	400
prostitutit-s	20,328	.3275777	3.157168	0	145
foundinpla-o	20,328	.0212023	.2912156	0	10
haveintere-o	20,328	.0094451	.1392561	0	6
knowinglyp-p	20,328	.0780205	.5307608	0	13
publicsoli-g	20,328	.1845238	2.85785	0	145
procurings-p	20,328	.0097403	.1454567	0	10
permitsino-r	20,328	.000246	.0156818	0	1
advertisin-n	20,328	.0106749	.1438604	0	5
otherprost-s	20,328	.0137249	.149641	0	5
liquorexcl-s	20,328	4.199233	11.23357	0	193
gamingraci-s	20,328	.0047226	.1333661	0	15
breachdome-n	20,328	11.19771	26.13594	0	219
trespassin-y	20,328	4.296488	6.796901	0	202
weaponsact-s	20,328	4.382723	8.672128	0	76
unlawfulp-ar	20,328	.1271645	.4752071	0	8
unlawfulp-er	20,328	.5998131	1.52291	0	15
bombposses-f	20,328	.0451594	.3179223	0	11
possesand-r	20,328	1.932261	3.888669	0	38
weaponsact-r	20,328	1.678325	4.43769	0	57
goodordero-s	20,328	39.72491	73.53205	0	801

"A"

disobeyov-n	20,328	.879329	2.629749	0	45
resistinc-i-e	20,328	16.11423	27.46415	0	205
fareevasion	20,328	1.934278	5.872358	0	107
publicnuis-e	20,328	20.79708	43.62742	0	613
stockrelat-s	20,328	.3479437	1.744151	0	38
trafficand-s	20,328	37.30657	72.67639	0	529
dangerous-e	20,328	1.345632	2.830823	0	23
drinkdriving	20,328	26.51259	52.10111	0	423
disqualifi-g	20,328	9.43172	19.97698	0	184
interferew-h	20,328	.0166273	.3853455	0	49
miscelane-s	20,328	2.110931	4.915045	0	95
otheroffen-s	20,328	153.4348	273.8431	0	1719
v93	20,328	10268.21	6044.417	1	21780
sex2	20,328	.3333333	.4714161	0	1
sex3	20,328	1	.8165167	0	2
district2	20,328	0	0	0	0

-> district2 = 1 *Townsville Police District*

Variable	Obs	Mean	Std. Dev.	Min	Max
district	0				
monthyear	0				
age	0				
sex	0				
homicidem-r	1,452	.0440771	.2587931	0	4
otherhomic-e	1,452	.0847107	.3736502	0	5
attemptedm-r	1,452	.0399449	.2823589	0	5
conspiracy-r	1,452	.0006887	.0262432	0	1
manslaught-g	1,452	.0130854	.1306069	0	2
manslaught-s	1,452	0	0	0	0
drivingcau-h	1,452	.0309917	.1772859	0	2
assault	1,452	14.61019	18.27132	0	85
grievoussas-t	1,452	.8963636	1.546043	0	11
seriousass-t	1,452	6.508264	9.119654	0	52
seriousass-r	1,452	2.020661	3.102808	0	33
commonassa-t	1,452	5.194904	6.346955	0	32
sexualoffe-s	1,452	2.489669	4.701925	0	38
rapeandatt-e	1,452	.6432507	1.486258	0	10
othersexua-s	1,452	1.846419	3.514737	0	32
robbery	1,452	.8161157	1.631002	0	14
armedrobbery	1,452	.4242424	1.083256	0	10
unarmedrob-y	1,452	.3918733	.9421679	0	10
otheroffen-n	1,452	1.960055	3.278449	0	22
kidnapping-c	1,452	.15427	.5004777	0	4
extortion	1,452	.0158402	.1453048	0	3
stalking	1,452	.2389807	.6936125	0	6
lifeendang-s	1,452	1.550964	2.650726	0	18
offencesag-n	1,452	20.00482	25.89382	0	114
unlawfulen-y	1,452	14.65565	21.24359	0	144
unlawfulen-g	1,452	7.475895	11.79898	0	114
unlawfulen-l	1,452	7.062672	11.46046	0	114
unlawfulen-n	1,452	.4132231	.9864925	0	8
unlawfulen-p	1,452	1.849862	3.727935	0	41
unlawfulen-r	1,452	5.32989	8.72408	0	68
arson	1,452	.2300275	.6668124	0	6
otherprope-e	1,452	11.57231	19.8691	0	563
Unlawfulve-e	1,452	6.665289	10.11407	0	93
othertheft-y	1,452	22.04821	21.95341	0	147
stealingfr-s	1,452	1.141873	1.662986	0	15
shopstealing	1,452	9.719697	9.651934	0	64
vehicless-t-m	1,452	4.705923	9.291787	0	121
othersteal-g	1,452	6.480716	7.848956	0	49
fraud	1,452	5.576446	9.743383	0	136
fraudbycom-r	1,452	.1811295	2.186886	0	55
fraudbyche-e	1,452	.3402204	1.498433	0	22
fraudbycre-d	1,452	2.075758	5.983187	0	130
identityfr-d	1,452	.0619835	.3088645	0	5
otherfraud	1,452	2.917355	4.983784	0	46
handlingst-s	1,452	3.532369	4.708562	0	35
possesspro-n	1,452	1.034435	1.634036	0	11
receivings-y	1,452	.7252066	1.532411	0	15
possesstet-y	1,452	1.759642	2.752496	0	18
otherhandl-s	1,452	.0130854	.1136797	0	1
offencesag-y	1,452	64.2803	69.7367	0	691
drugoffences	1,452	43.81129	69.98553	0	396
traffickin-s	1,452	.4738292	1.331898	0	16
possessedrugs	1,452	19.39807	31.09185	0	183
producedrugs	1,452	1.434573	2.876601	0	21
sellsupply-s	1,452	1.616391	3.451079	0	42
otherdrugo-s	1,452	20.88843	33.28469	0	192
prostitutit-s	1,452	.0805785	.5491503	0	9
foundinpla-o	1,452	.0061983	.1311146	0	4
haveintere-o	1,452	.0061983	.1412366	0	5
knowingly-p	1,452	.0461433	.3521211	0	5
publicsoli-g	1,452	.0006887	.0262432	0	1
procurings-p	1,452	.0055096	.0828337	0	2
permtinno-r	1,452	0	0	0	0
advertisin-n	1,452	.0061983	.0868478	0	2
otherprost-s	1,452	.0096419	.1527714	0	4

"A"

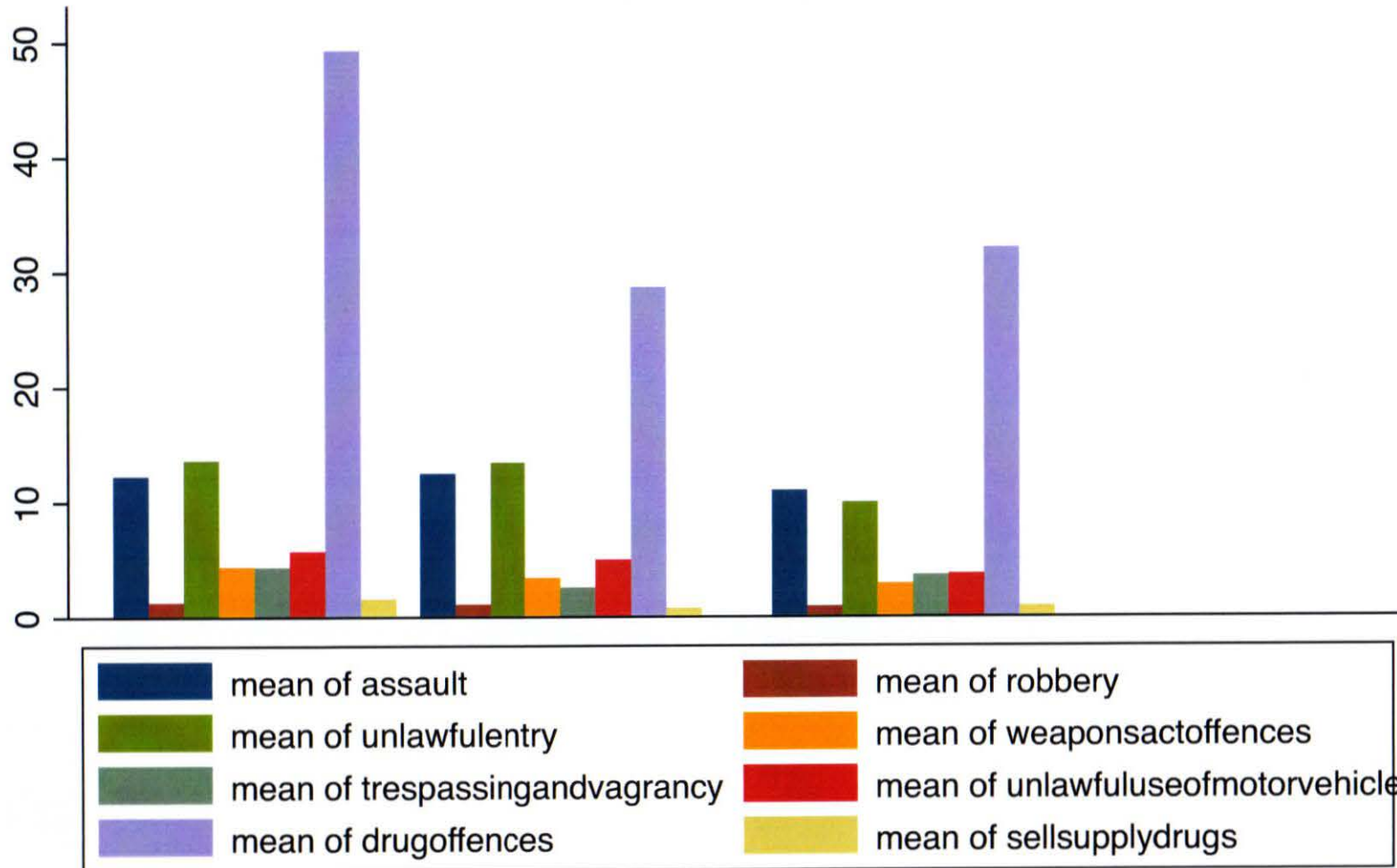
liquorexcl-s	1,452	12.57851	26.25518	0	229
gamingraci-s	1,452	0	0	0	0
breachdome-n	1,452	15.28857	33.78435	0	191
trespassin-y	1,452	4.848485	6.672442	0	60
weaponsact-s	1,452	3.963499	7.225093	0	44
unlawfulp-ar	1,452	.0998623	.3845034	0	3
unlawfulp-er	1,452	.6046832	1.489473	0	11
bombposses-f	1,452	.0241047	.1821768	0	3
possessand-r	1,452	1.73416	2.878589	0	19
weaponsact-r	1,452	1.500689	3.602683	0	25
goodordero-s	1,452	42.3051	66.02702	0	306
disobeymov-n	1,452	1.23416	2.828718	0	25
resistinci-e	1,452	15.36777	22.72394	0	102
fareevasion	1,452	1.03168	1.863824	0	13
publicnuis-e	1,452	24.67149	40.93294	0	217
stockrelat-s	1,452	.1811295	.8282416	0	11
trafficand-s	1,452	32.7624	56.2358	0	223
dangerouso-e	1,452	1.206612	2.2723	0	15
drinkdriving	1,452	24.24311	41.76478	0	169
disqualifi-g	1,452	7.30303	13.30003	0	79
interferew-h	1,452	.0096419	.1170067	0	2
miscellane-s	1,452	1.594353	3.050242	0	19
otheroffen-s	1,452	157.4139	246.499	0	983
v93	1,452	19602.5	419.3006	18877	20328
sex2	1,452	.3333333	.4715669	0	1
sex3	1,452	1	.8167779	0	2
district2	1,452	1	0	1	1

2 . save log
file log.dta saved

3 .

"B"

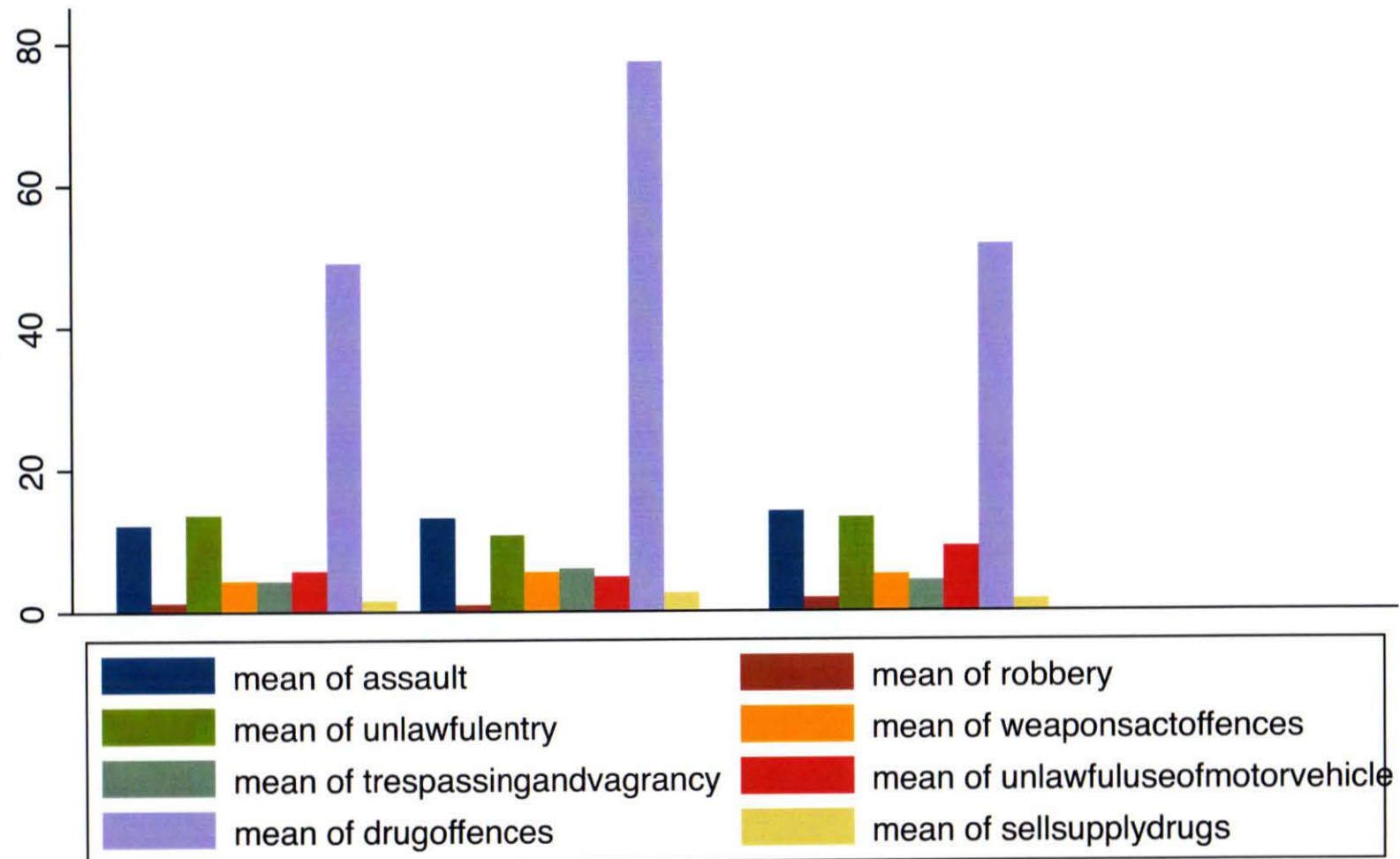
Queensland Snapshot Mean All, Dec 2001, Dec 2010



"B" 2

Queensland Snapshot

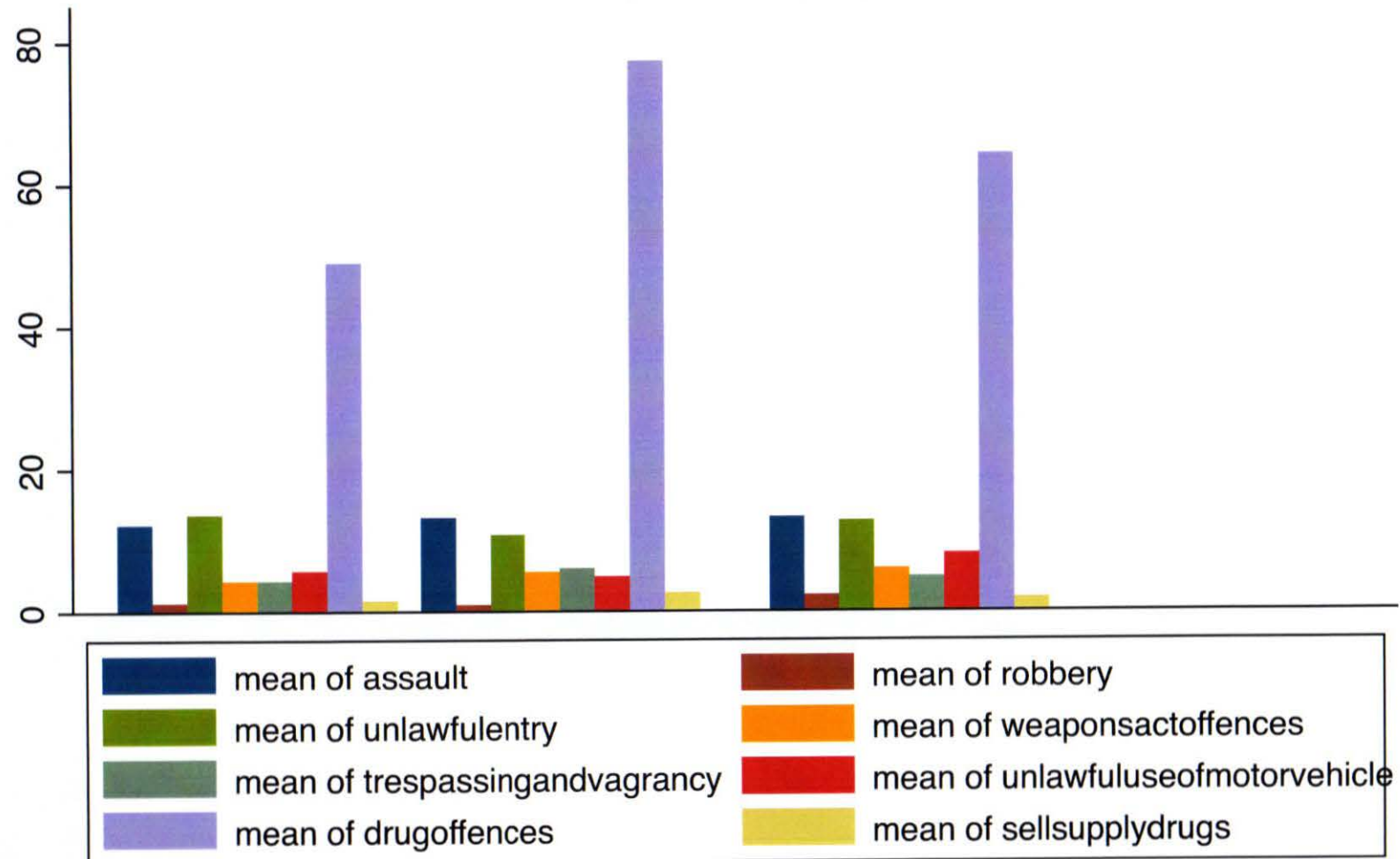
Mean All, Dec 2015 and Dec 2020



"B" 3

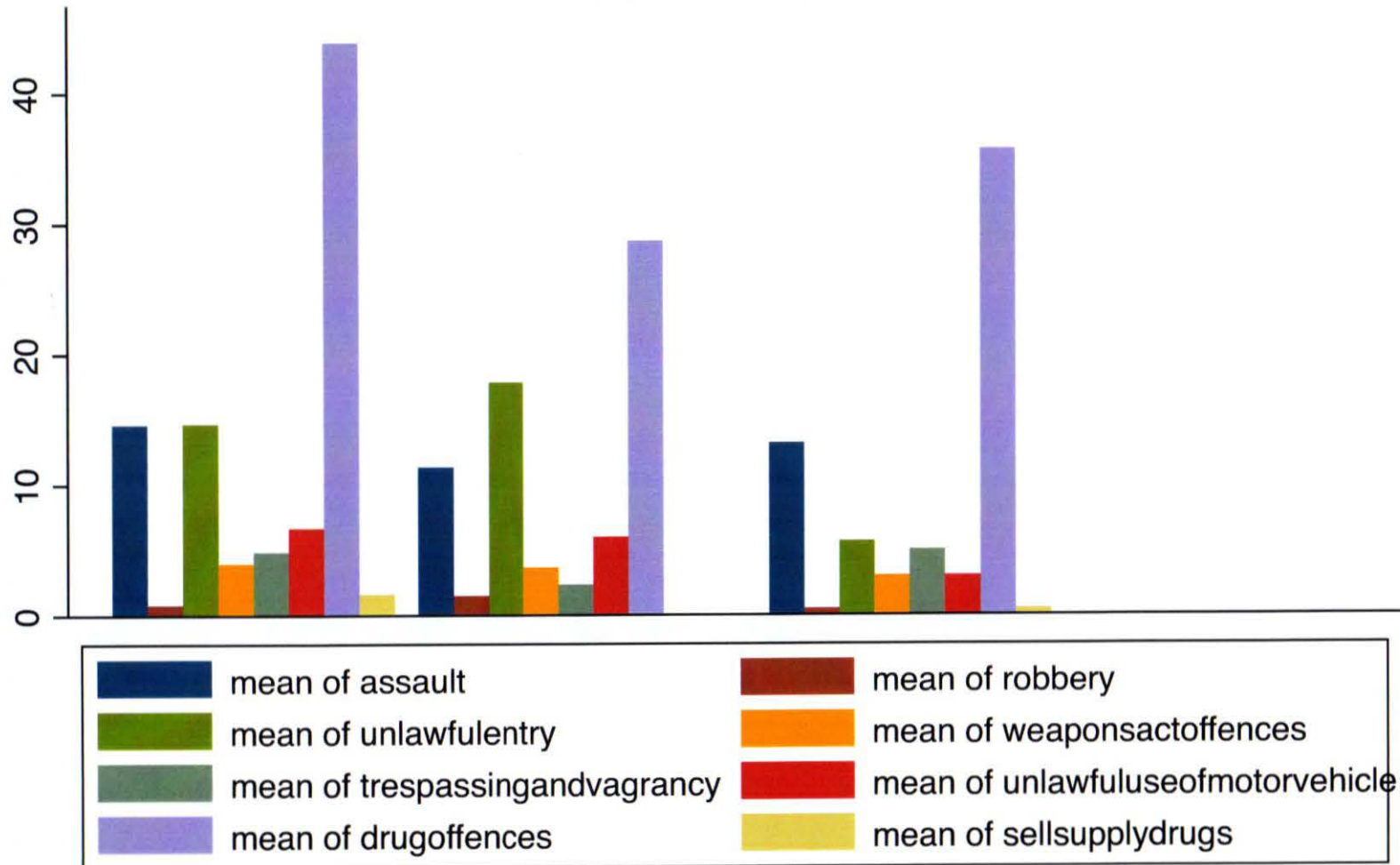
Queensland Snapshot

Mean All, Dec 2018, Dec 2019



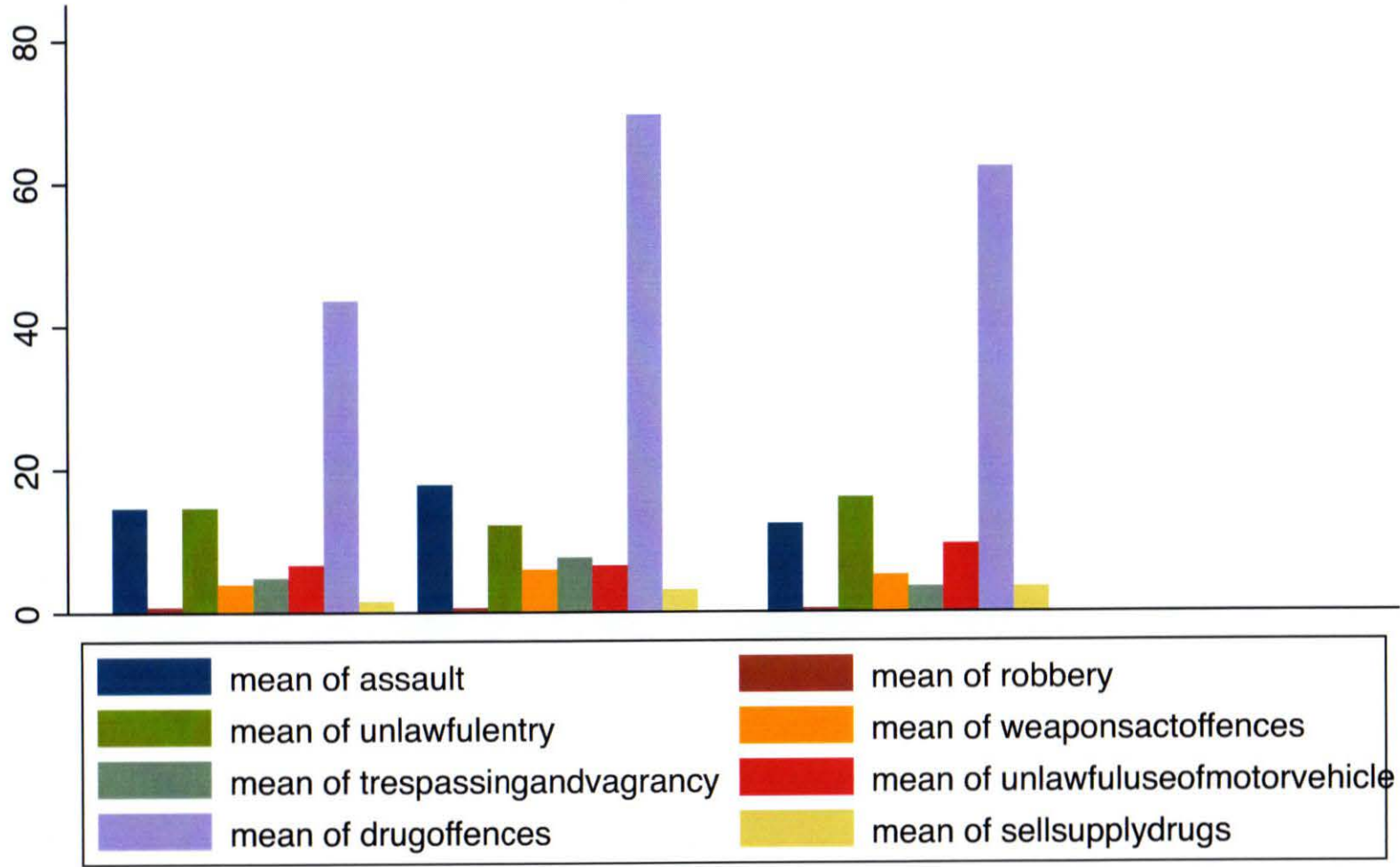
"8" 4

TVL District Snapshot Mean All, Dec 2001, Dec 2010



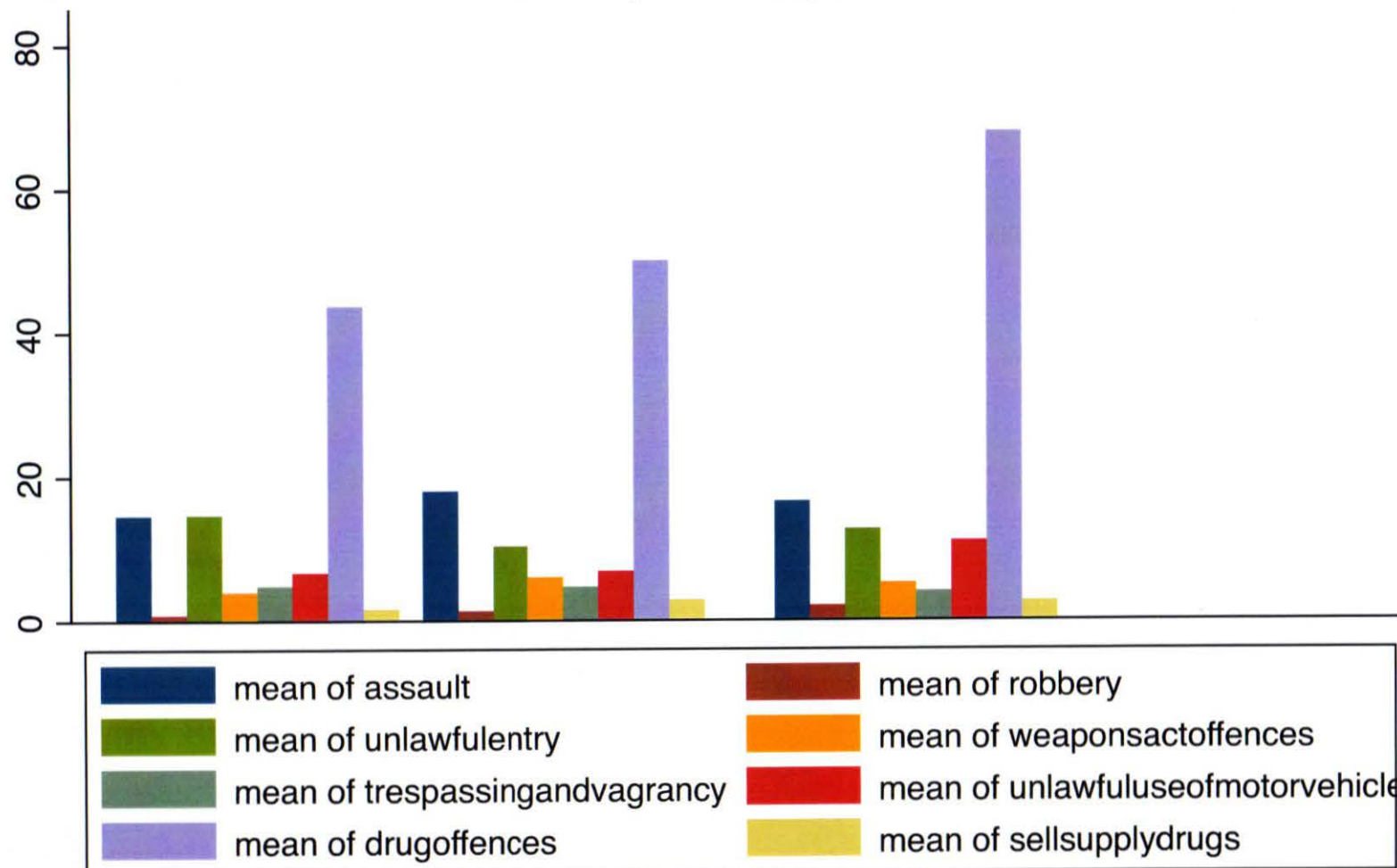
"B" 5

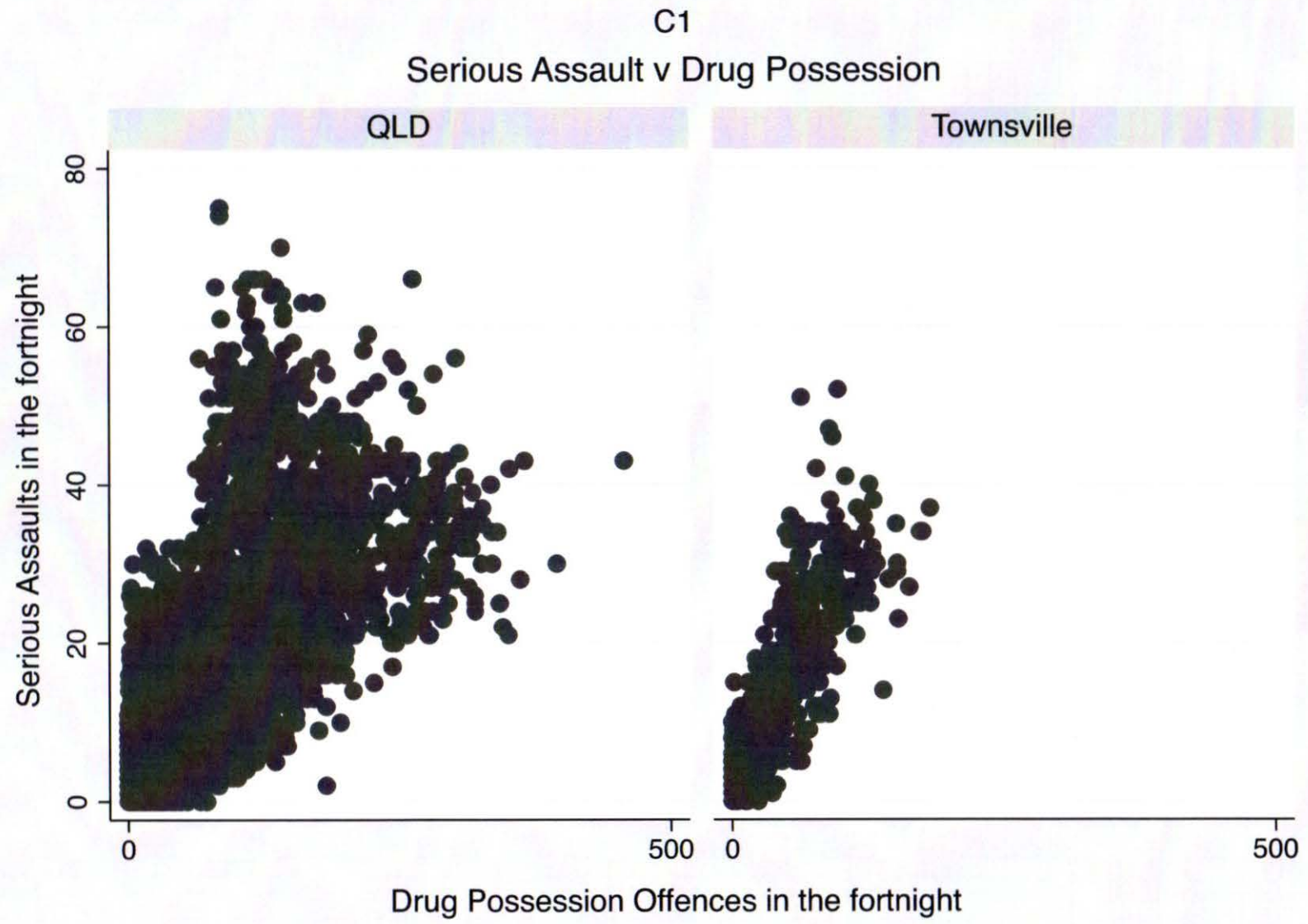
TVL District Snapshot Mean All, Dec 2015, Dec 2020

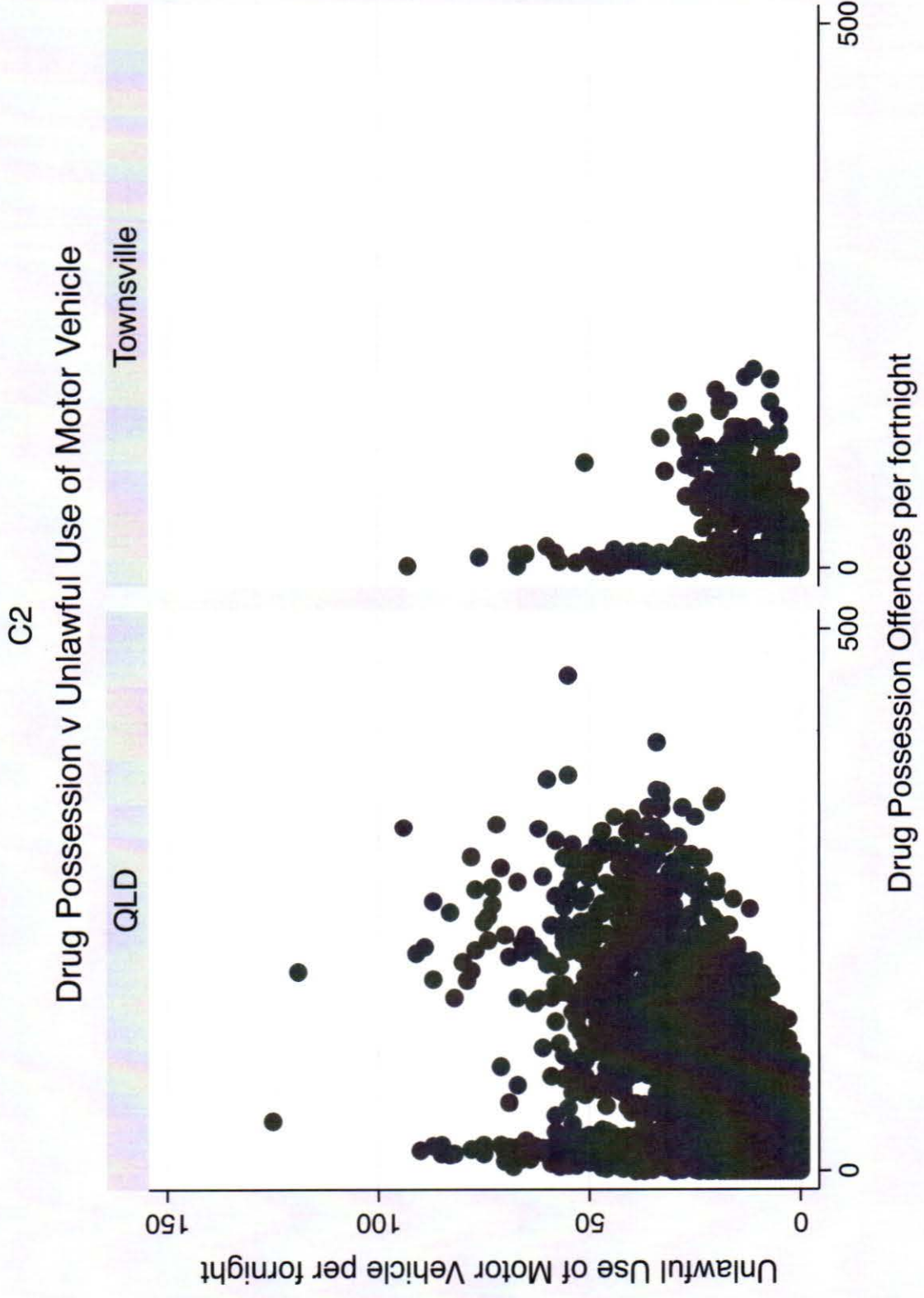


"B" 6

TVL District Snapshot Mean All, Dec 2018, Dec 2019







“D”

Possession of Drugs offences during December, per 100,000 population				
All QLD				
	Dec 01	Dec 10	Dec 19	
Adult	49.7	57.3	117	
Juvenile	7.7	6.4	10	
Townsville				
	Dec 01	Dec 10	Dec 19	
Adult	51.7	68.3	126	
Juvenile	5.7	3	9.7	